

## **HOT WATER DOMESTIC KIT**

The hot water domestic kit to recover heat from the engine cooling circuit consists of an heat plate exchanger, a thermostatic valve and a thermostat (to give a signal to a pump or motorized valve).

The heat exchanger is connected in parallel to the engine's radiator.

The heat recover allows to maximize the savings taking advantage of the heat otherwise dissipated in the air.

The kit is installed inside the heat pump. It must be connected to a buffer tank through two hydraulic connections located in the short side of the GHP. To validate the GHP warranty it is **INDISPENSABLE** that inside the heat exchanger flows a mixture of propylenic glycol and water, therefore an intermediary circuit for the production of hot domestic water needs to be used.

Tecnocasa s.r.l. declines any responsibility for any damage whatever caused by improper use of the machine and/or partial or superficial acquaintance with the information contained in this technical booklet.

<b>Kit Hot Water Technical Details</b>					
<b>Model</b>	<b>Power given [kW]</b>	<b>Temp. IN/OUT [°C]</b>	<b>Flow rate [m³/h]</b>	<b>Exchanger loss charge [kPa]</b>	<b>Hydraulic connections [mm]</b>
<b>WKIT- 8 HP</b>	<b>10,0</b>	<b>55/60</b>	<b>1,7</b>	<b>25</b>	<b>22</b>
<b>WKIT- 10 HP</b>	<b>12,0</b>	<b>55/60</b>	<b>2,0</b>	<b>30</b>	<b>22</b>
<b>WKIT- 13 HP</b>	<b>13,5</b>	<b>55/60</b>	<b>2,3</b>	<b>35</b>	<b>22</b>
<b>WKIT- 16 HP</b>	<b>16,5</b>	<b>55/60</b>	<b>2,8</b>	<b>30</b>	<b>28</b>
<b>WKIT- 20 HP</b>	<b>20,0</b>	<b>55/60</b>	<b>3,5</b>	<b>35</b>	<b>28</b>
<b>WKIT- 25 HP</b>	<b>25,0</b>	<b>55/60</b>	<b>4,2</b>	<b>35</b>	<b>35</b>

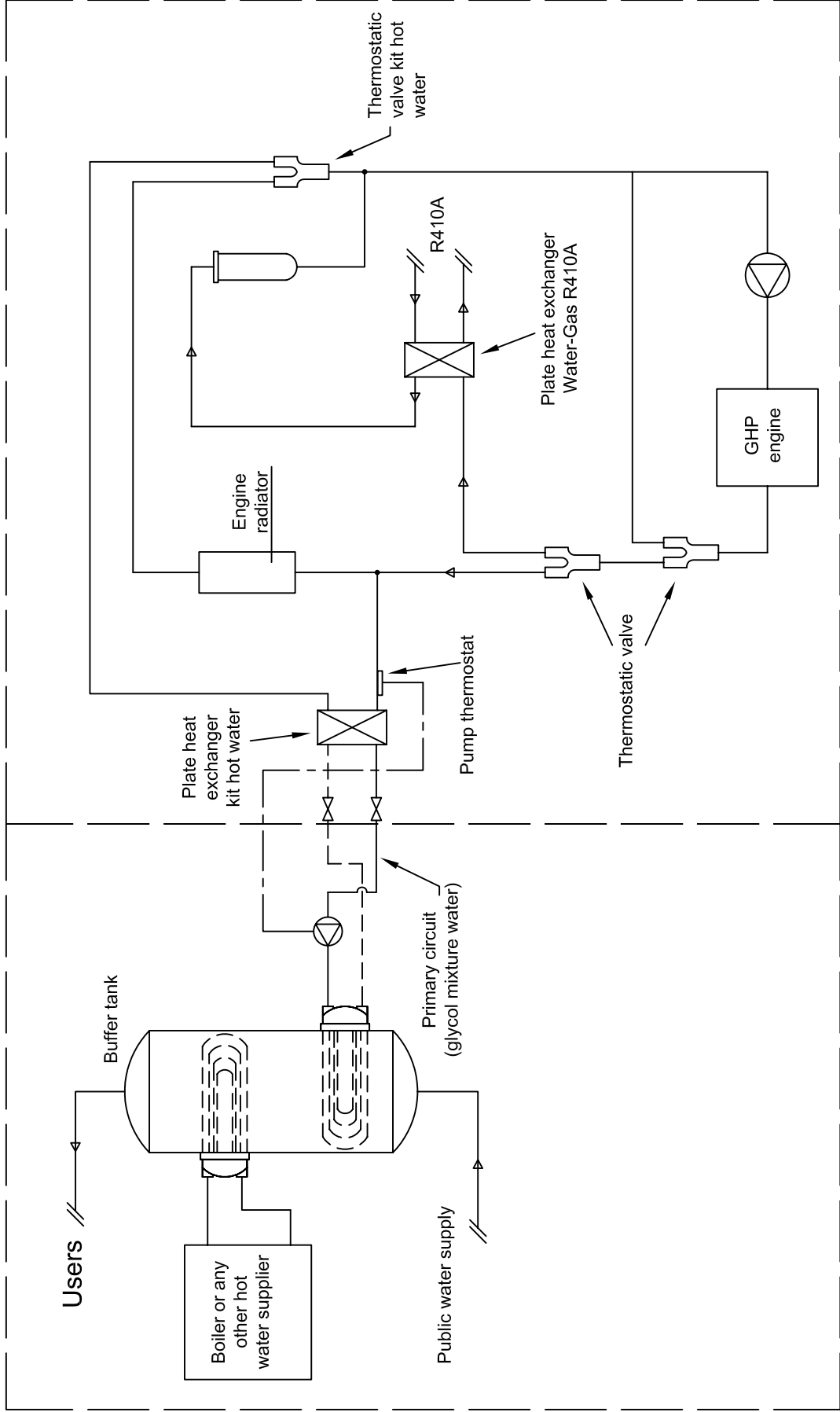
Thermical power given at the below conditions:

- Cooling mode maximum capacity
- Outdoor temperature 35° C
- Engine refrigerant temperature 75° C

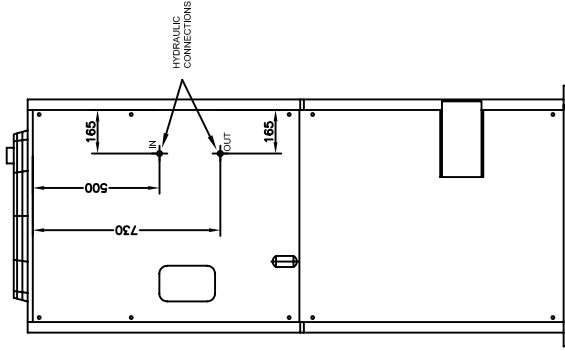
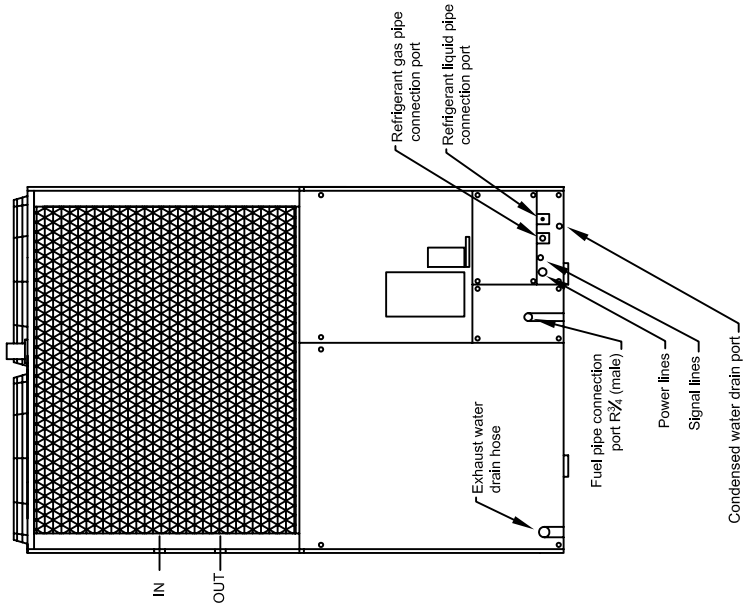
Note Well: in heating mode the given thermic power changes from 50% to zero, in function of the outdoor temperature.

Domestic hot water  
primary circuit  
(not supplied)

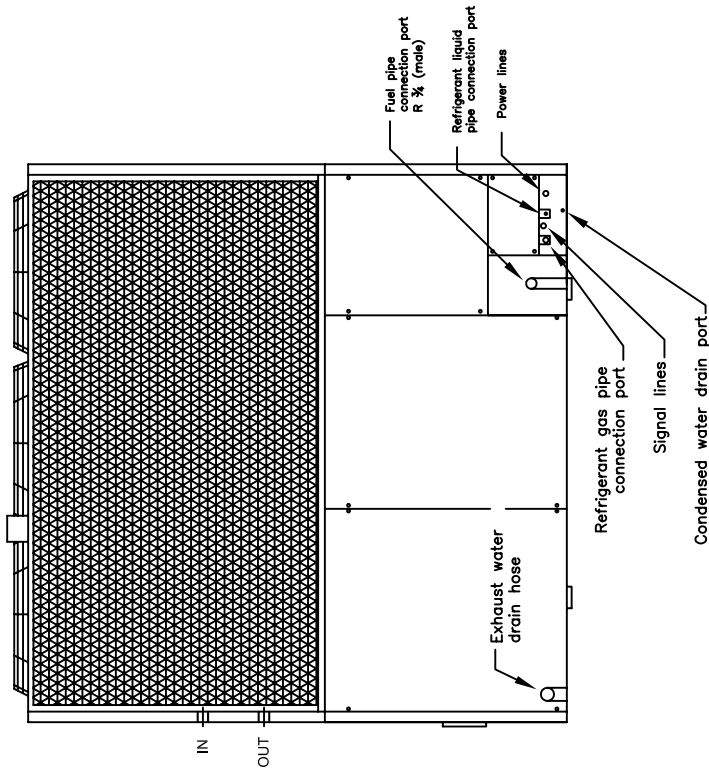
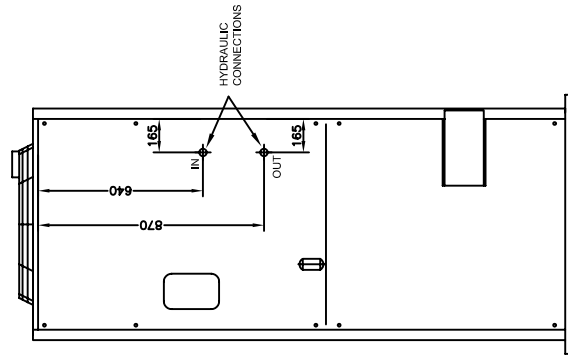
Engine circuit cooling  
outdoor unit AISIN GHP



# GHP (8-10-13) HP

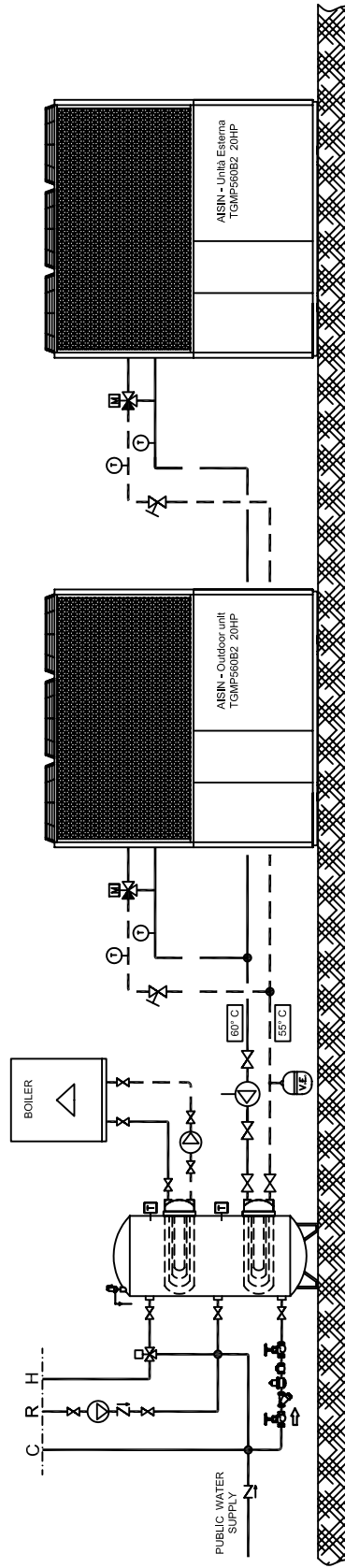


# GHP (16-20-25) HP





LAYOUT HEAT RECOVERING SYSTEM FOR DOMESTIC HOT WATER



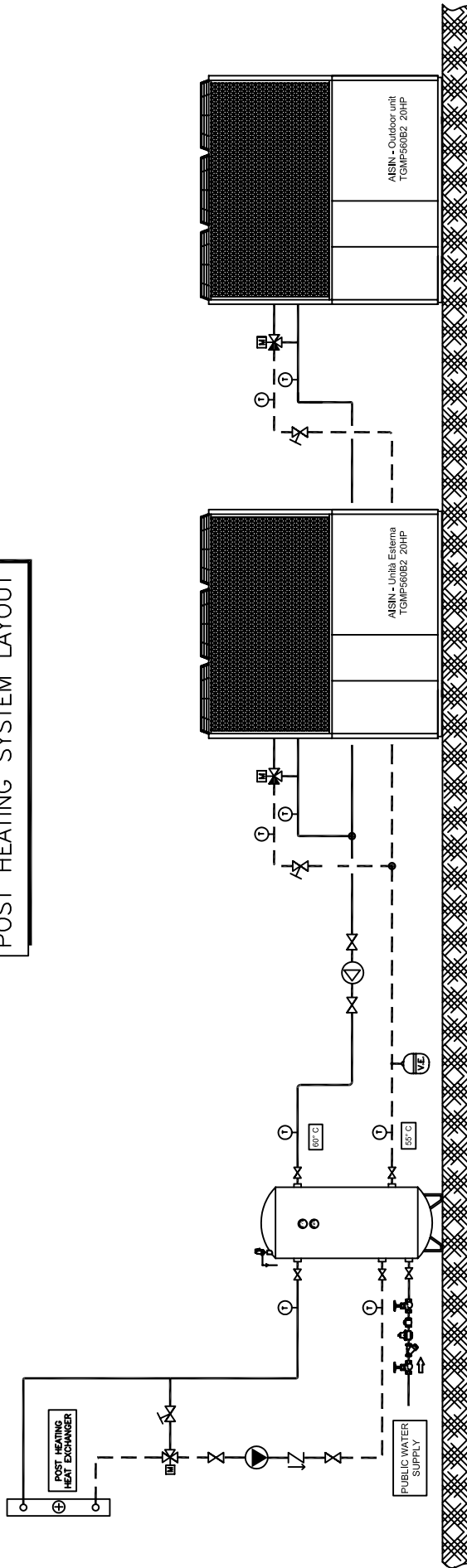
KEY LIST

	EMERGENCY RELIEF VALVE
	MIXER
	THREE WAY VALVE ON/OFF
	BALANCING VALVE
	COOK VALVE
	CHECK VALVE
	PUMP
	ONE WAY AND RETURN HOT WATER
	THERMOMETER

**TECNOCASA**  
**Climatizzazione s.r.l.**  
 Via Manzoni, 17  
 60025 Loreto (AN)  
 Tel: ++39 (0)71 977805 - 7500437  
 Fax: ++39 (0) 976481  
 E-mail: [info@tecnocasa.com](mailto:info@tecnocasa.com)

**Technical department**

POST HEATING SYSTEM LAYOUT



KEY LIST

	EMERGENCY RELIEF VALVE
	THREE WAY VALVE
	BALANCING VALVE
	COCK VALVE
	CHECK VALVE
	VARIABLE FLOW RATE PUMP
	ONE WAY AND RETURN HOT WATER
	THERMOMETER

TECNOCASA  
**Climatizzazione s.r.l.**  
 Via Manzoni, 17  
 60025 Loreto (AN)  
 Tel: ++39 (0)71 977805 - 7500437  
 Fax: ++39 (0) 976481  
 E-mail: [Info@tecnocasa.com](mailto:Info@tecnocasa.com)

Technical department