

Always read the instructions before use

YOSHI® *WKIT-E1* Domestic Hot Water Kit

TECHNICAL MANUAL
8-10-13-16-20-25 HP



This manual is intended for trained personnel only. Tecnocasa SpA declines any responsibility in case of damage whatsoever caused by improper use or partial reading or the information within. Specifications may be subjected to change without notice

HOT WATER DOMESTIC KIT

The hot water domestic kit to recover heat from the engine cooling circuit consists of an heat plate exchanger, a thermostatic valve and a thermostat (to give a signal to a pump or motorized valve).

The heat exchanger is connected in parallel to the engine's radiator.

The heat recover allows to maximize the savings taking advantage of the heat otherwise dissipated in the air.

The kit is installed inside the heat pump. It must be connected to a buffer tank through two hydraulic connections located in the short side of the GHP.

To validate the GHP warranty it is **INDISPENSABLE** that inside the heat exchanger flows a mixture of propylenic glycol and water, therefore an intermediary circuit for the production of hot domestic water needs to be used.



WARNING: Connect the kit always to a buffer tank with internal heat exchanger. It is forbidden to connect the kit with a buffer tank not equipped with internal heat exchanger.

Tecnocasa s.r.l. declines any responsibility for any damage whatever caused by improper use of the kit and/or partial or superficial acquaintance with the information contained in this technical booklet.

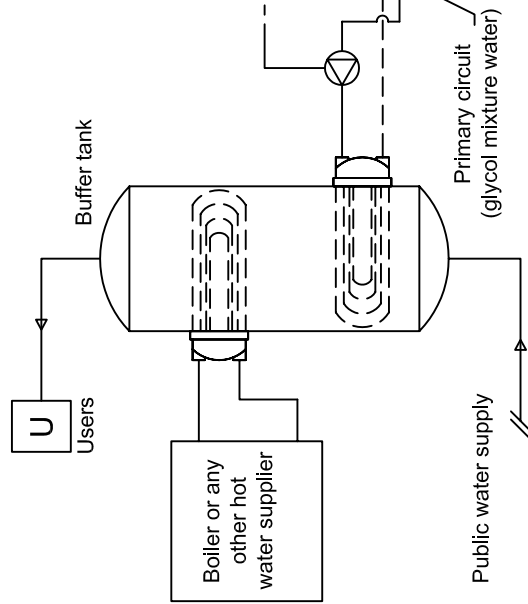
Kit Hot Water Technical Details					
Model	Power given [kW]	Temp. IN/OUT [°C]	Flow rate [m³/h]	Exchanger loss charge [kPa]	Hydraulic connections [mm]
WKIT- 8 HP	8,0	55/60	1,7	18	22
WKIT- 10 HP	10,0	55/60	2,0	24	22
WKIT- 13 HP	13,5	55/60	2,3	32	22
WKIT- 16 HP	16,5	55/60	2,8	7	28
WKIT- 20 HP	20,0	55/60	3,5	18	28
WKIT- 25 HP	25,0	55/60	4,2	28	28

Thermical power given at the below conditions:

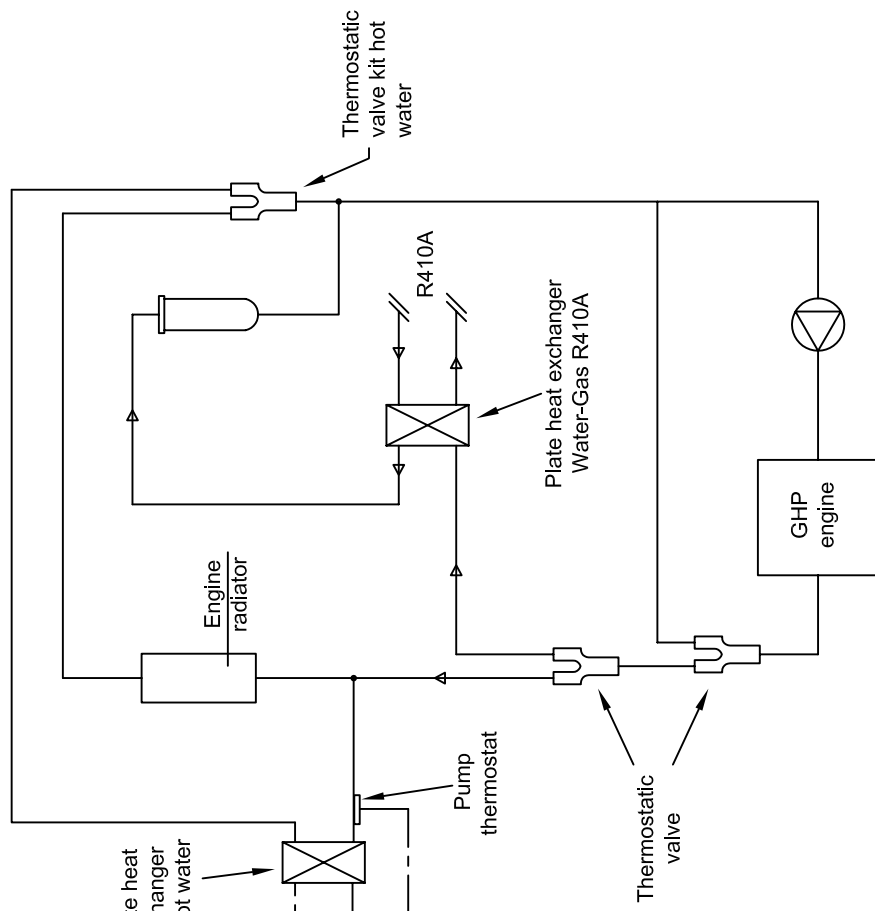
- Cooling mode maximum capacity
- Outdoor temperature 35° C
- Engine refrigerant temperature 75° C

Note: in heating mode the given thermic power changes from 50% to zero in function of the outdoor temperature.

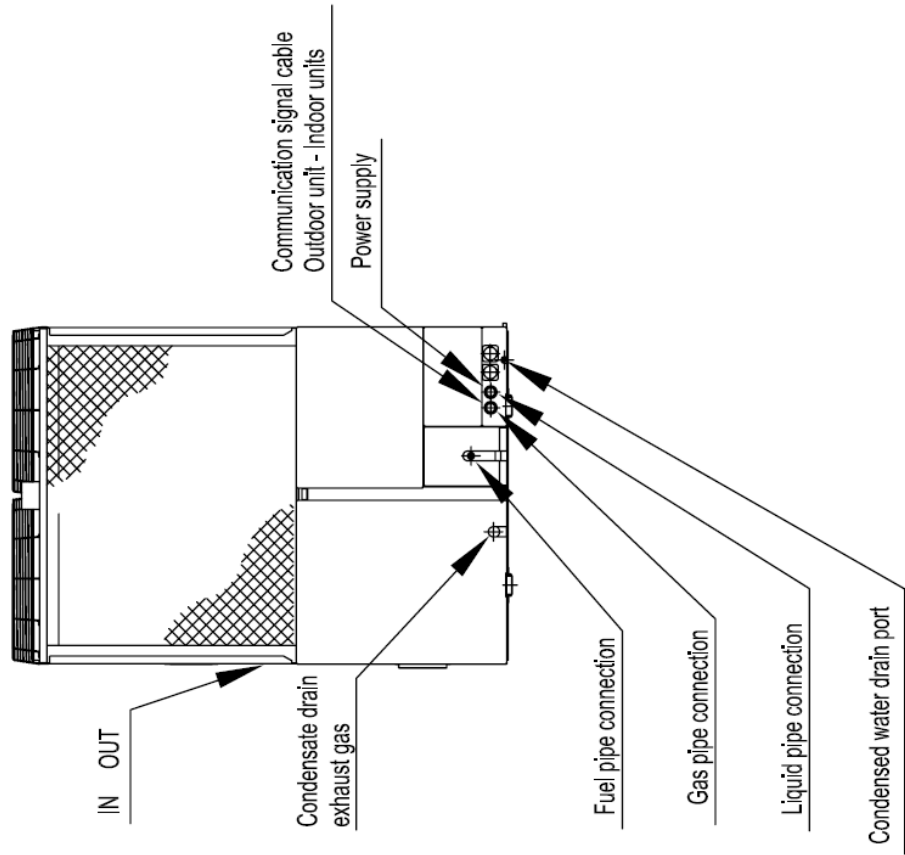
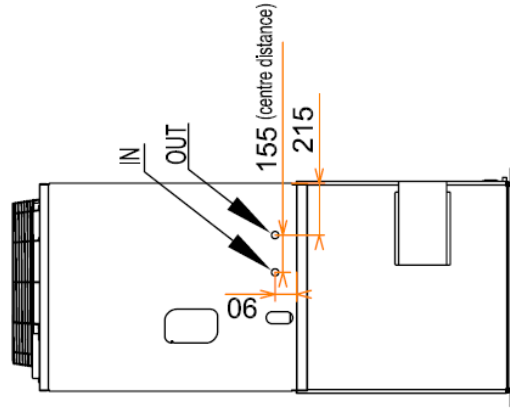
Domestic hot water
primary circuit
(not supplied)



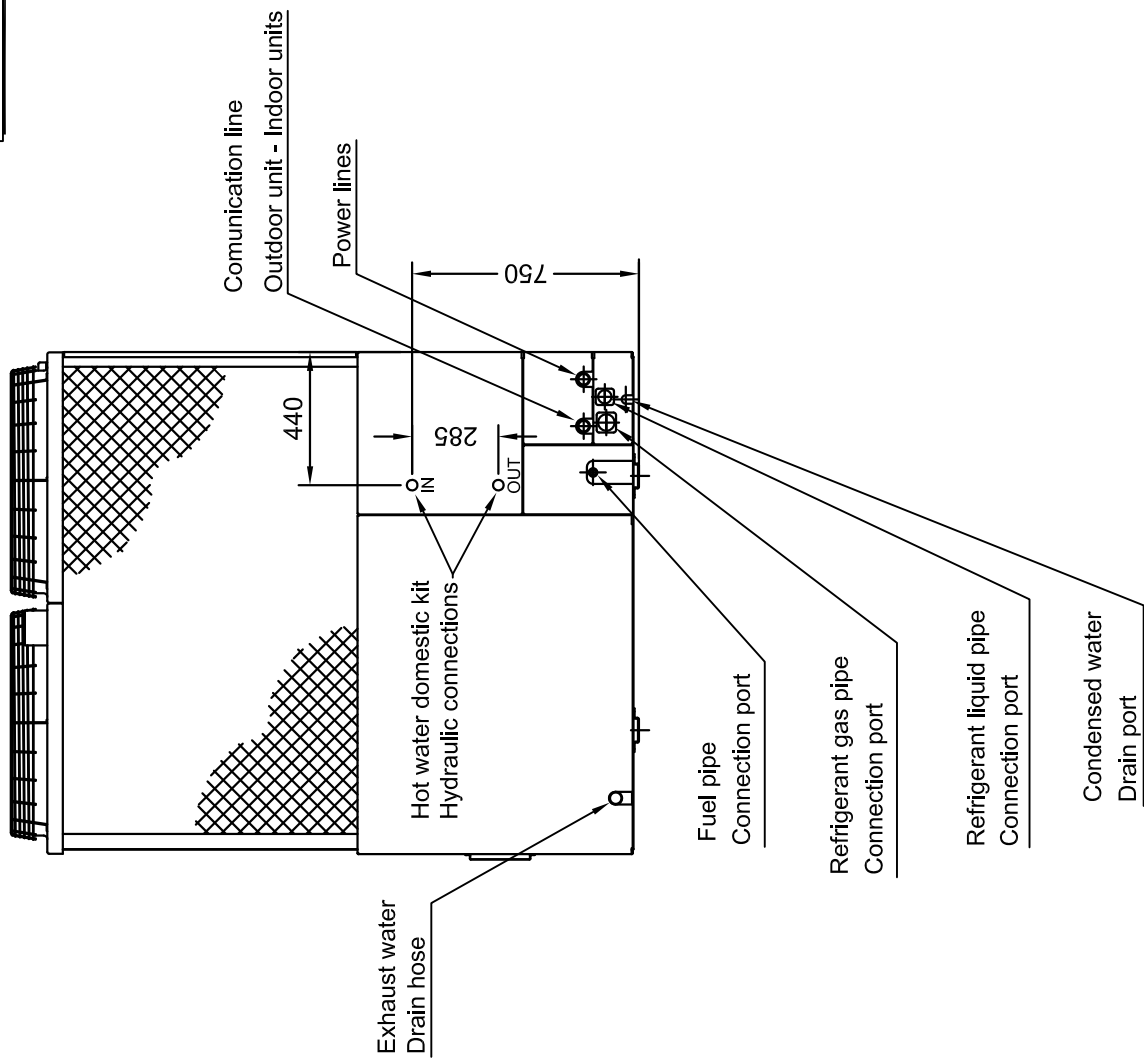
Engine circuit cooling
outdoor unit AISIN GHP



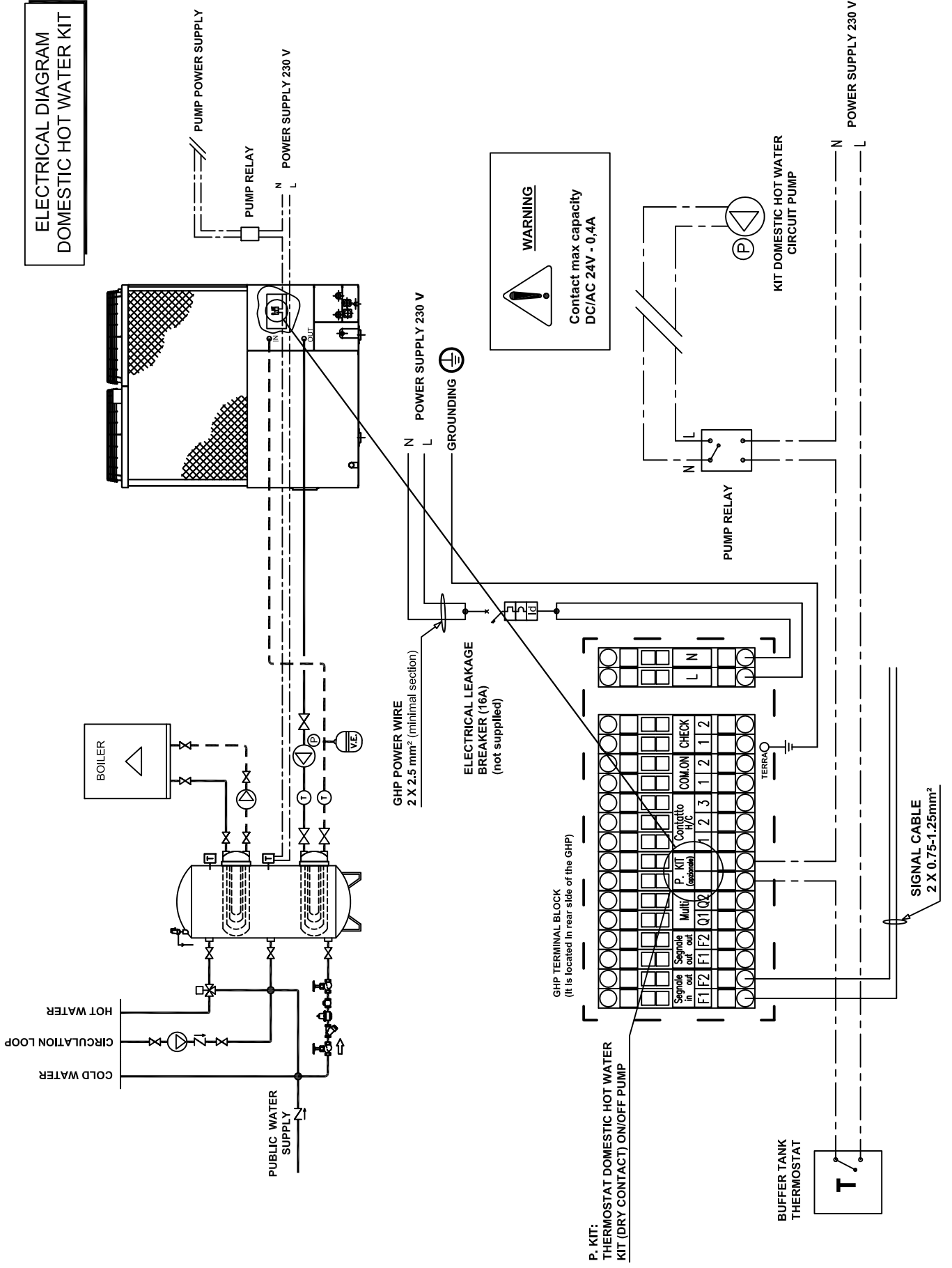
GHP 8-10-13 HP



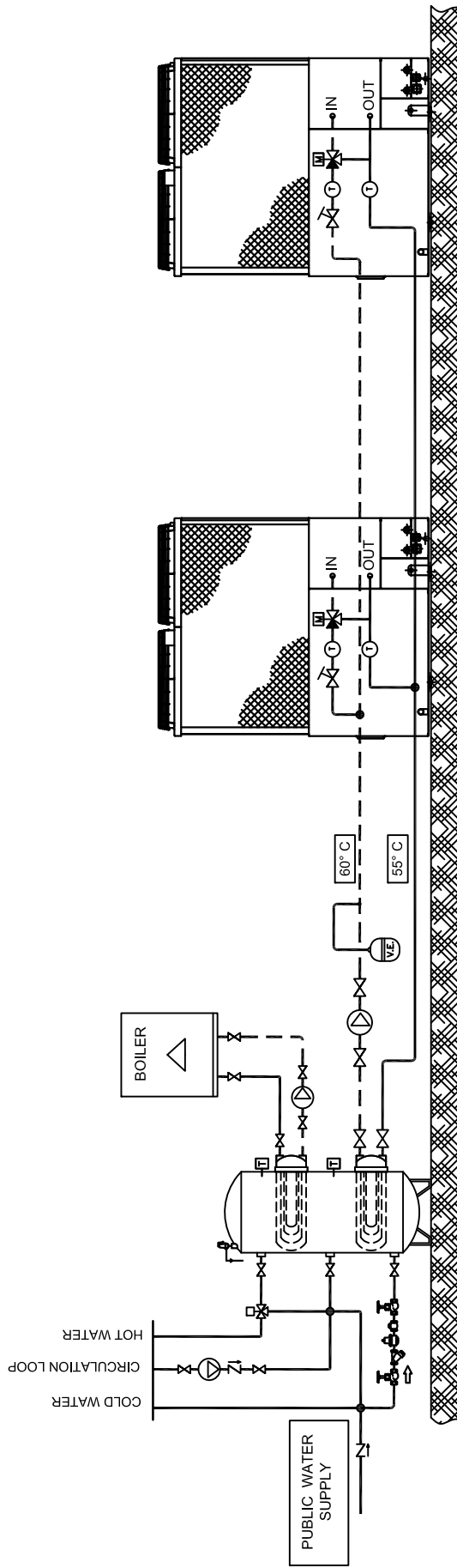
GHP (16-20-25) HP



**ELECTRICAL DIAGRAM
DOMESTIC HOT WATER KIT**



LAYOUT HEAT RECOVERING SYSTEM
FOR DOMESTIC HOT WATER



KEY LIST

	EMERGENCY RELIEF VALVE
	MIKER
	THREE WAY VALVE ON/OFF
	BALANCING VALVE
	COCK VALVE
	CHECK VALVE
	PUMP
	ONE WAY AND RETURN HOT WATER
	THERMOMETER

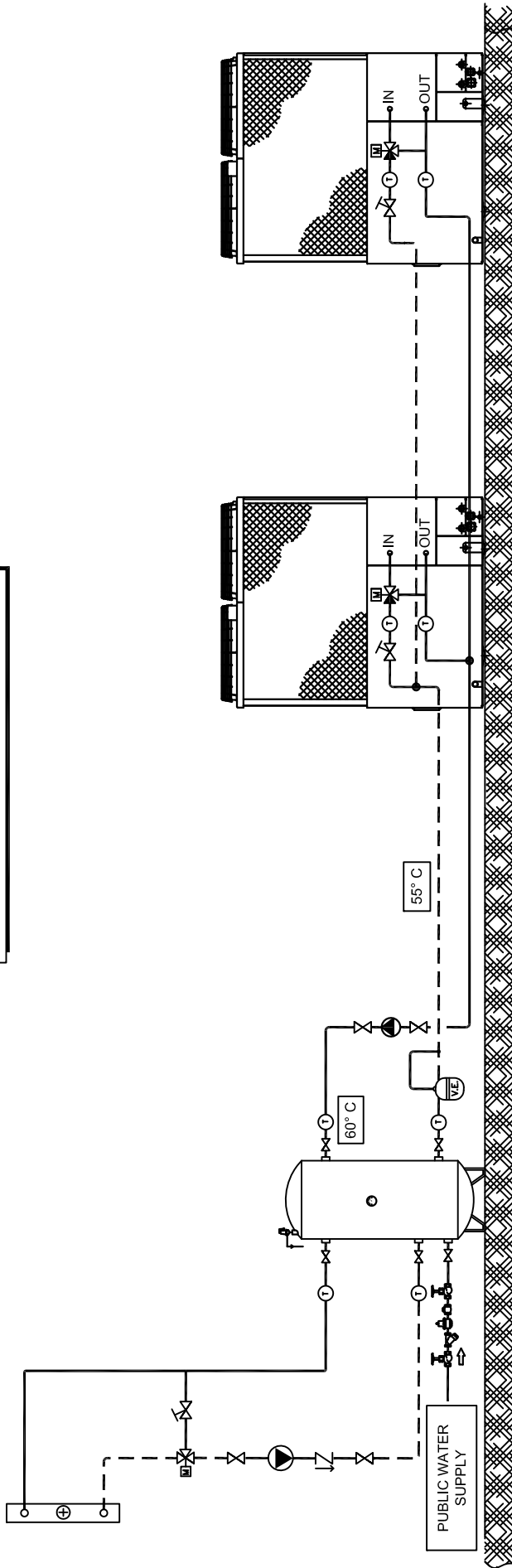
TECNOCASA
Climatizzazione s.r.l.

Via Manzoni, 17
60025 Loreto (AN)

Tel.: +39 (0)71 977805 - 7500437
Fax: +39 (0) 576481
E-mail: info@tecnocasa.com

Technical department

POST HEATING SYSTEM LAYOUT



KEY LIST

	EMERGENCY RELIEF VALVE
	THREE WAY VALVE
	BALANCING VALVE
	COCK VALVE
	CHECK VALVE
	VARIABLE FLOW RATE PUMP
	ONE WAY AND RETURN HOT WATER
	THERMOMETER

TECNOCASA
Climatizzazione s.r.l.
 Via Manzoni, 17
 60025 Loreto (AN)

Tel: ++39 (0)71 977805 - 7500437
 Fax: ++39 (0) 976481
 E-mail: info@tecnocasa.com

Technical department

YOSHI[®]
Experience & Technology

CE

AISIN



ANIMA[®]



13.05.2013